











Tree Pests-Disease

Pest-Disease	What You'll See	Target Trees
Pine Bark Adelgid Hemlock Adelgid	 <ul style="list-style-type: none"> ▪ White, fuzzy growths on: <ul style="list-style-type: none"> -Pine trunks /branches. - Between Hemlock needles 	White Pines
Borers	 <ul style="list-style-type: none"> ▪ Exit holes in trunks 	Ash Dogwood Birch Pine Poplar Honeylocust
Pitch Mass Borers	 <ul style="list-style-type: none"> ▪ White sap and exit holes 	Spruce White Pine
Bagworms	 <ul style="list-style-type: none"> ▪ Irregular, loosely woven bags hanging from evergreen 	Many evergreens and deciduous trees especially: <ul style="list-style-type: none"> -Juniper -Arborvitae -Spruce
Scale	 <ul style="list-style-type: none"> ▪ Black soot on branches and ground. May appear scorched 	Evergreens
Deer	 <ul style="list-style-type: none"> ▪ Bark scraped smooth at deer height ▪ Branches chewed back at deer height and below 	Yews Arborvitae Hinoki Cypress Azalea Rhododendron
Voiles (aka meadow mice)	 <ul style="list-style-type: none"> ▪ Chewed branches or trunks at ground level ▪ Runways in the lawn 	Almost any tree but especially <ul style="list-style-type: none"> -Juniper -Boxwood -Apple Also lawns

Tree Hazards

- Peeling bark
- Excessive deadwood
- Cracks in crotch or trunk
- Tree roots raised higher on one side than the other
- Tree leaning to one side

Lawn Problems

Problem	What you'll see	
Snow Mold Fungus		<ul style="list-style-type: none"> ▪ Dead patches of grass usually on south facing slopes
Nimblewill or other weedy grass		<ul style="list-style-type: none"> ▪ Dead patches of grass (close up of Nimbelwill) 

Call Giroud for a free consultation today!

215-682-7704 ☎ 610-945-0400